

SURFACE DRAINAGE SYSTEMS INSTALLATION

NDS DRAINAGE SOLUTIONS



Problem
Excess water damages foundations and basement walls.

Solution
Catch Basin and Grates removes waters from downspouts and away from foundations.



Problem
Water from driveway enters garage.

Solution
Channel Drain and Grates collects sheets of water moving across driveways and sidewalks.




Problem
Excess water harms plants.

Solution
Spee-D® Basin and Alum Grates protects plants by removing excess waters from plants.



Problem
Standing water runs lawn.

Solution
Flow-Well® Standing water will be collected back into the grate.



NDS CATCH BASIN AND GRATES

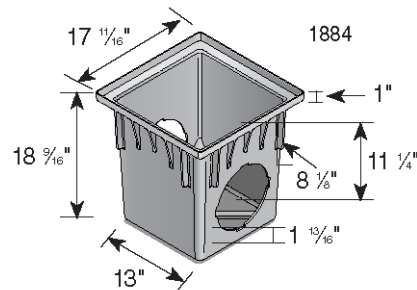


Note: All dimensions are nominal. All weights are for shipping purposes only. Availability is subject to change.
For customer service, please send your fax to: 1-800-726-1996 or call 1-800-726-1994.

Part No.

1882


1884



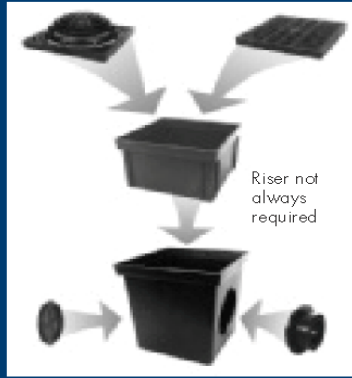
NDS 18" CATCH BASIN:



SPEE-D® BASIN




LARGE CATCH BASIN

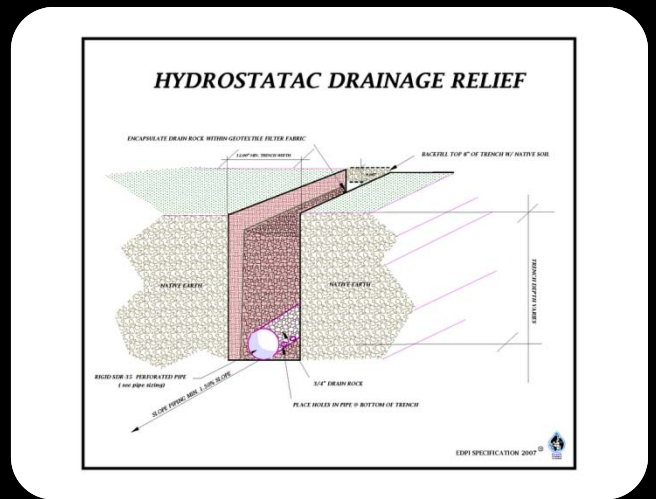




SUB-SURFACE DRAINAGE SYSTEMS INSTALLATION



www.epoolscales.com



www.epoolscapes.com