

APN #: _____
 NAME: _____
 ADDRESS: _____
 CITY: _____
 STATE: _____
 ZIP: _____
 HOME TELE: _____ CELL: () _____
 EMAIL: _____
 DATE: _____ PROPOSAL VAID FOR 10 DAYS



Earth Dynamics Poolscapes Inc.

www.epoolscapes.com

LICENSES & CERTIFICATIONS



where experience doesn't cost, it pays!

SWIMMING POOL ESTIMATE

SWIMMING POOL / SPA DIMENSIONAL LAYOUT CRITERIA

Pool Size: _____ Pool Depth: _____ Spa Depth: _____
 Surface Sq.Ft.: _____ Pool Shallow: _____ Surface Sq.Ft.: _____
 Perimeter Ft.: _____ Spa: Yes Spa Dimensions: _____
 Pool Dimensions: _____ Other: _____

CSL# 626207

Pool Packages : SUB-TOTALS

Custom Pool Package	<input type="checkbox"/>	\$
Deluxe Pool Package	<input type="checkbox"/>	\$
Base Pool Package	<input type="checkbox"/>	\$
Added Size: _____ SF:		\$




Raised Bond Beam : SUB-TOTALS

6" _____ Lf.	<input type="checkbox"/>	\$
12" _____ Lf.	<input type="checkbox"/>	\$
18" _____ Lf.	<input type="checkbox"/>	\$
24" _____ Lf.	<input type="checkbox"/>	\$
30" _____ Lf.	<input type="checkbox"/>	\$
36" _____ Lf.	<input type="checkbox"/>	\$



Water Features :

"A" Waterfall	<input type="checkbox"/>	\$
"B" Waterfall	<input type="checkbox"/>	\$
"C" Waterfall	<input type="checkbox"/>	\$



Plastering :

Standard White

Tahoe Blue / Gray Plaster	<input type="checkbox"/>	\$
Exposed Fina	<input type="checkbox"/>	\$
Exposed Ultra Fina	<input type="checkbox"/>	\$



Waterfall Rock Work :

Moss Rock _____ Cf.	\$
El Dorado Blue _____ Cf.	\$
Granite _____ Cf.	\$
Sierra Boulder _____ Cf.	\$



Accessories :

In-Line Chlorinator	<input type="checkbox"/>	\$
Salt Water Generator	<input type="checkbox"/>	\$
Caribbean Shelf	<input type="checkbox"/>	\$
Auto-fill	<input type="checkbox"/>	\$
3" Dia Overflow Line	<input type="checkbox"/>	\$
Wireless 4-Function	<input type="checkbox"/>	\$
Wireless 8-Function	<input type="checkbox"/>	\$



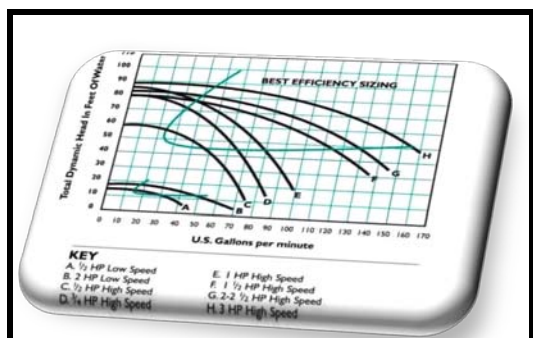
Sheer Descents :

1' Sheer Descent (10 gpm)	<input type="checkbox"/>	\$
1.50' Sheer Descent (15 gpm)	<input type="checkbox"/>	\$
2' Sheer Descent (20 gpm)	<input type="checkbox"/>	\$
3' Sheer Descent (30 gpm)	<input type="checkbox"/>	\$
4' Sheer Descent (40 gpm)	<input type="checkbox"/>	\$
6' Sheer Descent (60 gpm)	<input type="checkbox"/>	\$



Booster Pump :

1/2 Hp (30 gpm @ 55 Hf.)	<input type="checkbox"/>	\$
3/4 Hp (50 gpm @ 60 Hf.)	<input type="checkbox"/>	\$
1.00 Hp (65 gpm @ 60 Hf.)	<input type="checkbox"/>	\$
1.50 Hp (80 gpm @ 65 Hf.)	<input type="checkbox"/>	\$
2.00 Hp (110 gpm @ 60 Hf.)	<input type="checkbox"/>	\$
3.00 Hp (140 gpm @ 60 Hf.)	<input type="checkbox"/>	\$
Gas Line _____ Lf.	<input type="checkbox"/>	\$
Plumbing over 200' _____ Lf.	<input type="checkbox"/>	\$



Custom Spa Package :

Spa Base Price	40 Sf.	\$
Waterway Spa Jet (s)	_____ -ea	\$
Spa Jet (s) Air Line	_____ Lf.	\$
Spa Air Blower	<input type="checkbox"/>	\$
4-Function Spa Side Controls	<input type="checkbox"/>	\$
8-Function Spa Side Controls	<input type="checkbox"/>	\$
+18" Raised Spa	_____ Lf.	\$
Hot Water Floor Return	_____ Lf.	\$
Raised Spa Check Valves	<input type="checkbox"/>	\$
Spa Plumbing Up-Grade	_____ "	\$
Spa Tiles Spillway 36"	<input type="checkbox"/>	\$



Having the option of power air...




can add to your enjoyment time

Pool Concrete Decking **★**

Broom / Salt Finish

Base Price _____ Sq.Ft.	<input type="checkbox"/>	\$
Color _____ Sq.Ft.	<input type="checkbox"/>	\$
Gravel Base _____ Sf.Ft.	<input type="checkbox"/>	\$
Stair Risers 24 Lf.	<input type="checkbox"/>	\$
Flagstone Coping _____ Lf.	<input type="checkbox"/>	\$
Brick Coping _____ Lf.	<input type="checkbox"/>	\$
Concrete Cantilever _____ Lf.	<input type="checkbox"/>	\$



Other Considerations :

Additional Bench _____ Lf.	<input type="checkbox"/>	\$
Colored Light _____	<input type="checkbox"/>	\$
In-Floor Cleaner _____	<input type="checkbox"/>	\$
Spa & Additional Heads _____	<input type="checkbox"/>	\$
Pool / Spa Heater 400K BTU _____	<input type="checkbox"/>	\$



Solar Heating :

Base Pool of 400 Sf. SW Face	<input type="checkbox"/>	\$
Extra Panels (50 Sf.)	<input type="checkbox"/>	\$
Eastern Exposure	<input type="checkbox"/>	\$
Northern Exposure	<input type="checkbox"/>	\$
Tile Roof	<input type="checkbox"/>	\$
2" Stub for Solar Only	<input type="checkbox"/>	\$



1.)	\$	
2.)	\$	
3.)	\$	
4.)	\$	
5.)	\$	
6.)	\$	
7.)	\$	

NOTES: _____

